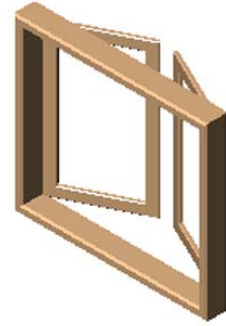


Casement windows can consist of one or two separate window panels that are cranked or pushed open. The window panels either open outwards to the side or open outwards and up. In any of these cases, the entire window opening must be guarded.

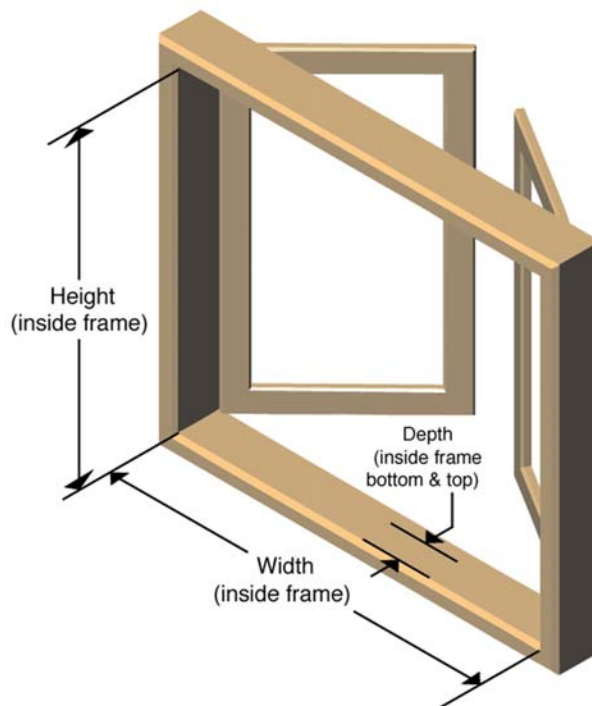


Tools Required For Measuring: Measuring Tape

Follow the Step by Step Instructions Below to Measure Your Casement Windows.

For technical assistance, contact Automatic Specialties, Inc. at (800)445-2370

1) Measure the height inside of the window frame.



2) Measure the depth of the window frame where the posts will be mounted (Inside top and bottom of window frame).

- If there are shades, blinds, etc. mounted in the frame that may interfere with the guard or if the depth of the window frame measures less than 3/4 inches, the guard will need to be mounted on the outside of the window frame (on the window trim or wall). Add at least 1-1/2 inches to the window frame height measurement. The extra 1-1/2 inches is the width of both end posts.

3) Measure the overall window width.

4) Once you have determined the above measurements, you can request sizing and pricing information.

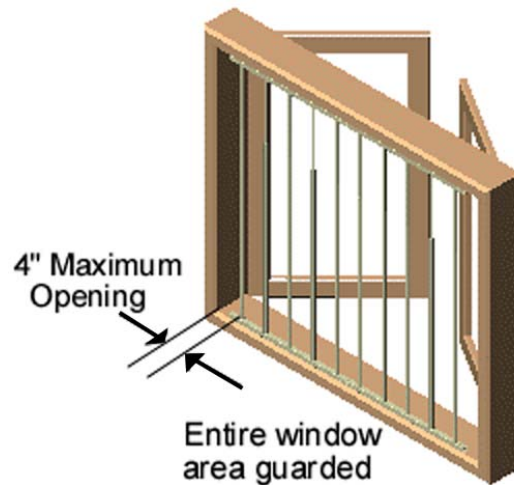
- Contact Automatic Specialties, Inc. at (800)445-2370 or fill out online form at the address below <http://www.auspin.com/gaprices.htm>

5) Once you receive your window guard, install it following the included instructions.

- Installation instructions can also be obtained by visiting <http://www.auspin.com/gainstall.htm>

Cautionary Note

- There should be no more than a 4-inch opening anywhere in the guarded area. (See illustration below)



The above illustration shows a casement window guarded with two 5-bar guards, mounted side by side.

Safety Notes

- Before installing, verify building and fire codes are not being violated. Contact local building code or fire department for specific codes.
- Screws should be anchored firmly into a solid stud or frame material to achieve maximum safety.
- This window guard is intended to protect against potential window falls by children age 5 & under.
- Parents, child-care custodians, and older children must understand the proper operation of this window guard in case of emergency.
- Window guards are designed to be a deterrent to accidental window falls. This product is not intended as a substitute for proper adult supervision.
- Guardian Angel Window Guards are not meant to protect against intruders.

⚠️ WARNING **Possible Fall Hazard**

Young children may fall out of the window if the window guard is not installed correctly.

- Check to make sure there are no openings in the guarded area more than 4 inches.

Young children may fall out of the window if installation instructions are not followed:

- Use recommended materials and techniques.
- Make sure window guard is securely attached to the window frame.
- Make sure the window frame is in good condition.